



Correlation of Cationic Indices with Clay Dispersion Degree of Two Soils from Brazil Fertilized with Chicken Manure

Thadeu Rodrigues de Melo^{1*}, Wesley Machado¹ and João Tavares Filho¹

¹Department of Agriculture, State University of Londrina, Londrina, Brazil.

Authors' contributions

This work was carried out in collaboration between all authors. Author TRM designed the study, wrote the protocol, wrote the first draft of the manuscript and managed the literature searches. Authors TRM, WM and JTF managed the laboratorial analyses of the study, the experimental process and the statistical analyses. All authors read and approved the final manuscript.

Article Information

DOI: 10.9734/IJPSS/2015/12026

Editor(s):

- (1) Marco Trevisan, Institute of Agricultural Chemistry and Environmental Research Centre BIOMASS, Faculty of Agriculture, Catholic University of the Sacred Heart, Italy.
(2) Dionisios Gasparatos, Soil Science Laboratory, Faculty of Agriculture, Aristotle University of Thessaloniki, Greece.

Reviewers:

- (1) Anonymous, Pontificia Universidad Católica de Valparaíso, Chile.
(2) Anonymous, International Institute of Biotechnology and Toxicology (IIBAT) Padappai, India.
(3) Anonymous, University of Georgia, USA.

Complete Peer review History: <http://www.sciencedomain.org/review-history.php?iid=776&id=24&aid=6808>

Original Research Article

Received 13th June 2014
Accepted 4th October 2014
Published 5th November 2014

ABSTRACT

Aims: The aim of this work was to evaluate ESR (Exchangeable Sodium Ratio), $MCAR_{ex}$ (Monovalent Cation Adsorption Ratio) and $CROSS_{ex}$ (Cation Ratio of Soil Structural Stability) as indices, using exchangeable cations in calculations, to predict clay dispersion behavior in two soils with chicken manure application.

Study Design: Pots were completely randomized, with 10 replications per treatment.

Place and Duration of Study: A Red Latosol and a Red-Yellow Ultisol from Brazil were sampled. Pots were conducted in a greenhouse in Londrina - Paraná during 90 days.

Methodology: Chicken manure doses (0, 4, 8, 16 and $32Mg\ ha^{-1}$) were applied and mixed with the soils. After 90 days of irrigation, samples were analyzed for Ca^{2+}_{ex} , Mg^{2+}_{ex} , K^{+}_{ex} , Na^{+}_{ex} , organic matter, pH_{water} , $pH_{KCl(1N)}$ and water dispersible clay. Clay dispersion degree, point of zero charge, ΔpH , ESR, $MCAR_{EX}$ and $CROSS_{EX}$ were calculated. ANOVA was calculated and the better-fit regression equation was shown.

*Corresponding author: E-mail: thadeurodrigues@yahoo.com.br;

Results: No accurate relationship was found between ESR, MCAR_{EX} or CROSS_{EX} with clay dispersion degree.

Conclusion: ESP, MCAR_{EX} and CROSS_{EX} did not have enough correlation with clay dispersion of studied soils. More information about soil net charge, organic matter, Fe and Al (hydr) oxides are needed to a high scope index of soil structural stability.

Keywords: Flocculation; point of zero charge; organic fertilization; soil physics; soil fertility.

1. INTRODUCTION

Chicken meat production is expanding in Brazil since 1960 [1]. South region has received more investments and became Brazil's biggest producer [2]. Nowadays, Brazil is the biggest exporter and the third producer of chicken meat in the world and Paraná is the state with highest production [3]. In 2012, Brazil had over 1 billion heads of roosters, pullets, chickens and chicks [4]. Brazilian production of chicken manure goes around $1.35\text{kg chicken}^{-1}$ [5]. Therefore, chicken manure inappropriate destination can cause many environmental problems due to the high produced volume and nutrients concentration. Many farmers use this residue as an organic fertilizer believing its use improves soil chemical and physical attributes. However, they do not evaluate the effect of their practices on soil physical changes. Moreover, little is known about the effects of chicken manure on physical and physicochemical properties of Brazilian soils.

Chicken manure produced in Brazil has a high concentration of monovalent cations, mainly K^+ and Na^+ [5,6]. These cations can expand diffuse double layer and disperse clays [7]. This effect is more important when soil has a lack of tri and/or divalent cations. Chicken manure also changes soil pH, commonly rising it [8,9]. The point of zero charge (pH_{PZC}) of Brazilian soils is usually smaller than pH_{Water} , therefore, an increase in pH_{Water} enhances net negative charge and clay dispersion tends to increase as well.

Water dispersible clay is a very important physical parameter of soils. It correlates with aggregation, porosity, density, soil erodibility [10], hydraulic conductivity [11,12] and pollutants transport [13].

Net charge is the most important factor in clay dispersion [14]. For soils with pH-dependent charges, the net charge is according to the difference between pH_{Water} and point of zero charge (pH_{PZC}). ΔpH can be used to access soil net charge [15-18]. Some parameters that affect electrical double layers thickness such as ion

valence and electrolyte concentration affect clay dispersion as well [14]. The increase in cations concentration or valence compresses electrical double layer, reducing particles' repulsive forces [19]. Fe and Al (hydr) oxides are efficient flocculant agents. Amorphous forms of Fe are more efficient causing flocculation than crystalline forms [20,21]. Organic matter polymers can bind clays and reduce their dispersion or favor it when polymer coats the particles [22]. Multivalent cations can attach anionic organic polymers into the surface of the colloids and bind them [22]. Therefore, the dispersion of soil clays will depend on the balance between net charge, ions and organic polymers in the medium.

Sodium adsorption ratio (SAR) is used to evaluate the quality of irrigation water [23,24], but it is also used as a soil index [25,26] that correlates with clay dispersion and structural stability [23]. High values of SAR are associated with high clay dispersion, small structural stability and soil physical degradation [27,28].

In order to quantify the effect of K^+ and NH_4^+ as well, Smiles and Smith [29] proposed the monovalent cation adsorption ratio (MCAR) index. K^+ and NH_4^+ must be included because they can expand electrical double layer and be important to soils' structural stability.

Considering the major soil cations (Ca^{2+} , Mg^{2+} , K^+ and Na^+) have different dispersant or flocculant capacity, Marchuk and Rengasamy [30] proposed the use of cation ratio of soil structural stability (CROSS) index, based on Smiles and Smith equation. This index considers these differences through constant relationships between the flocculant powers of cations related to Na^+ . Their relative flocculant capacities are 1; 1.8; 27 and 45 for Na^+ , K^+ , Mg^{2+} and Ca^{2+} , respectively and are obtained by the flocculating power equation [30]. It means that a solution of Na^+ must be 45 times more concentrated than a Ca^{2+} solution to induce a similar quantity of flocculation.

Higher indices values are associated with an increase in clay dispersion. All the indices cited above consider monovalent cations always disperse and bivalent cations always flocculate the soil, but experimental observations can show contradictions, such as Mg^{2+} causing clay dispersion increment if compared to Ca^{2+} [12]. The indices cited above use the equilibrium cations at 1:5 soil:water ratio in calculations. In Brazil, farmers commonly have only soil exchangeable cations in routine soil analysis.

Due to the high amount of chicken manure produced in Paraná State, its high monovalent cations concentration and the lack of soil physical analyses at commercial farms, indices based on accessible attributes, such as exchangeable cations, which correlates with clay dispersion, are of great practical interest. These indices can guide soil fertilizers management to improve chemical and physical attributes.

Exchangeable cations can be used in the calculations by multiplying SAR with Gapon's constant. The index calculated with exchangeable cations is known as ESR (Exchangeable Sodium Ratio) [31]. A similar transformation was done for MCAR and CROSS, obtaining MCAR_{ex} and CROSS_{ex} (formulas are shown in section 2.3).

The hypothesis is that clay dispersion will increase with dosages due to the increase in pH_{Water} and monovalent cations concentration. We also hypothesized the increase in clay dispersion will correlate with ESR, MCAR_{ex} and CROSS_{ex}.

The goal of this work is to correlate clay dispersion with three indices, using exchangeable cation in calculations, to evaluate their potential use as physical quality indices for two important Brazilian soils classes mixed with chicken manure.

2. METHODOLOGY

2.1 Soils and Manure Collecting

Two soils were collected. The Red Latosol (RL) was situated under native rainforest, in Londrina

city and the Red-Yellow Ultisol (RYU) was under pasture, in Jaguapitã city, both in Parana state. Soils were collected at the 0-20cm layer, air-dried and sieved (2 mm).

The chicken manure was collected from a commercial aviary in Londrina city after six flocks of chickens. Producers deposited wood shavings in the ground to reduce ammonia volatilization. Wood shavings plus chicken's excreta constitute the chicken manure. The average chicken density used in the aviary was 12 chickens m^{-2} and the fattening time of each flock was 46 days.

2.2 Soils and Manure Characterization

Soils and chicken manure were characterized (Table 1 and 2, respectively) before their use in the experiment. Soil chemical analyses were done according to [32] and the physical ones according to [33]. Chicken manure was characterized without sieving and sieving at 2 mm. The methodology used to access chicken manure nitrogen content was semi-micro Kjeldahl, with sulfuric acid titration [34]. C and N in chicken manure are shown in dry matter basis. pH_{CaCl_2} was done in a 1:2.5 ratio (v:v).

2.3 Experiment and Soil Analyses

The experiment was conducted in pots filled with 1 dm^{-3} of soil, mixed with not composted and not sieved chicken manure of wood shavings. The doses applied were equivalent to 0, 4, 8, 16 and 32 Mg of dry matter ha^{-1} (m:v), considering 0,20 m of incorporation. The pots were irrigated three times a week with distilled water. Water content was maintained at 80% of saturation humidity for RL and 60% for RYU, by weight difference. After 90 days, soils were removed from pots, air-dried, sieved (2 mm) and analyzed.

According to [32], exchangeable basic cations (Ca^{2+}_{ex} , Mg^{2+}_{ex} , K^{+}_{ex} , Na^{+}_{ex}), potential acidity (H + Al), pH_{Water} , $pH_{KCl (1N)}$ and soil organic matter content (SOM) were evaluated. Ca^{2+} and Mg^{2+} were extracted with a KCl (1 N) solution. Ca^{2+} and $Ca^{2+}+Mg^{2+}$ were titrated by EDTA. Mg^{2+} was calculated by difference.

Table 1. Characterization of Red Latosol (RL) and Red-Yellow Ultisol (RYU)

Soil	H+Al ³⁺ ^a	Ca ²⁺ _{ex}	Mg ²⁺ _{ex}	K ⁺ _{ex}	Na ⁺ _{ex}	Al ³⁺ _{ex}	CEC ^b pH _{7,00}	P ^c	V ^d	pH _{H2O}	OM ^e	Clay	Silt	Sand
				cmolc dm ⁻³				mg dm ⁻³	- % -			g kg ⁻¹		
RL	4.28	10.41	2.04	0.37	0.12	0.035	17.1	7.1	74.97	5.38	21.4	681.3	213.3	105.4
RYU	3.18	1.84	0.49	0.34	0.11	0.000	6.94	2.3	54.20	6.00	5.4	107.1	29.6	863.3

^a Potential acidity; ^b Cation exchange capacity; ^c Phosphorous – Mehlich-1; ^d Basic cations saturation; ^e Organic matter

Table 2. Chicken manure characterization

Sieve mm	pH CaCl ₂	Water Content	C ^b total	N ^c total	C/N ^d
		%			
----- ^a	7,3	17,53	28,34	2,89	9,81
< 2	7,8	21,47	22,55	4,53	4,98

^aNot sieved; ^b Carbon; ^c Nitrogen; ^d Carbon/Nitrogen ratio

Phosphorous, K^+ and Na^+ were extracted with MEHLICH-1. Soil total organic carbon was oxidized with potassium dichromate through Walkley-Black methodology and soil organic matter content was calculated by multiplying total organic carbon with "van Bernmelen factor" of 1.724. Potential acidity (H+Al) was estimated with pH_{SMP} methodology. All pH evaluations were made in a 1:2,5 (v:v) proportion. Point of zero charge (pH_{PZC}) [35], ΔpH , ESR, $MCAR_{ex}$ and $CROSS_{ex}$ indices were calculated according to the following formulas:

$$pH_{PZC} = 2pH_{KCl(1N)} - pH_{Water} \quad (1)$$

$$\Delta pH = pH_{KCl(1N)} - pH_{Water} \quad (2)$$

$$ESR = \frac{Na_{ex}^+}{Ca_{ex}^{2+} + Mg_{ex}^{2+}} \quad (3)$$

$$MCAR_{ex} = \frac{Na_{ex}^+ + K_{ex}^+}{Ca_{ex}^{2+} + Mg_{ex}^{2+}} \quad (4)$$

$$CROSS_{ex} = \frac{Na_{ex}^+ + 0.56K_{ex}^+}{Ca_{ex}^{2+} + 0.6Mg_{ex}^{2+}} \quad (5)$$

Where: Na_{ex}^+ , K_{ex}^+ , Mg_{ex}^{2+} and Ca_{ex}^{2+} means exchangeable Sodium, Potassium, Magnesium and Calcium, respectively.

Water dispersible clay content was obtained by pipette method after adequate sedimentation time according to Stokes' law [33]. 20g of soil and 0.1L of distilled water were added in bottles and mixed in an orbital horizontal agitator at 200 rpm. After 1 hours the bottles' content was put in 1L beakers and then filled with distilled water [36]. This methodology was chosen due its smaller mechanical dispersion potential, if compared with the used in Brazil [37]. Beakers' content was mixed during 30 s and pipetted after 4h to 0.05m depth. Total clay analysis was done the same way as dispersed clay, except by the addition of 0.010L of NaOH (1N) before agitation. Clay dispersion degree (CDD), in $g\ kg^{-1}$, was obtained by the formula below.

$$CDD (g\ kg^{-1}) = \frac{(1000\ Dispersible\ clay)}{Total\ clay} \quad (6)$$

2.4 Experiment Design and Statistical Analyses

Each treatment had ten replications, with pots randomly disposed. Data normality and variance homogeneity were evaluated by Shapiro Wilk [38] and Hartley [39] methodologies, respectively. Data normality and variance homogeneity are ANOVA's requirements. If these parameters were adequate, ANOVA was calculated and, in case of sufficient small P -value of "F", the better-fit regression equations were shown. All analysis, except Hartley's which was done by hand, were done using the software SISVAR [40].

As all indices (ESR , $MCAR_{ex}$ and $CROSS_{ex}$) had variance heterogeneity, we decided to avoid data transformation, which would complicate their interpretation. Therefore, ANOVA and regression equations were not calculated and only average values and standard deviation bars are shown.

Spearman's correlation coefficients and their significance for population extrapolation were calculated as well.

3. RESULTS AND DISCUSSION

K^+ is the prevalent monovalent cation in Brazilian chicken manures [5,6]. Monovalent cations, K_{ex}^+ and Na_{ex}^+ , had the same angular coefficient for both soils, with three times more K_{ex}^+ than Na_{ex}^+ (Fig. 1, Fig. 2 and Table 3). K_{ex}^+ became more important than Mg_{ex}^{2+} in RYU (Fig. 2) due to the small cation exchange capacity (Table 1). The difference of K_{ex}^+ over Na_{ex}^+ in chicken manure is quantified only by $CROSS_{ex}$ index, which considers these two cations and their flocculant power differences. $MCAR_{ex}$ considers K^+ and Na^+ as well, but does not differentiate them. Therefore, monovalent cation type does not change $MCAR_{ex}$ value.

As an increment of monovalent over bivalent cations was observed for both soils, all indices increased too (Fig. 3 and Fig. 4). The increment of indices indicates an expansion in electrical double layer thickness [41], enhancing repulsive forces and favoring dispersion. Reports in literature shows direct association between monovalent cations increment, over bivalent ones, and clay dispersion [27,42].

Although the indices increased with chicken manure dosages, clay dispersion degree did not change in both soils (Fig. 5). Small Spearman

correlations between the indices and clay dispersion degree for both soils and negative coefficients for RL suggest other factors are influencing clay dispersion behavior (Table 4).

Therefore, the evaluation of these cations is not enough to predict clay dispersion degree influenced by chicken manure application in the studied soils.

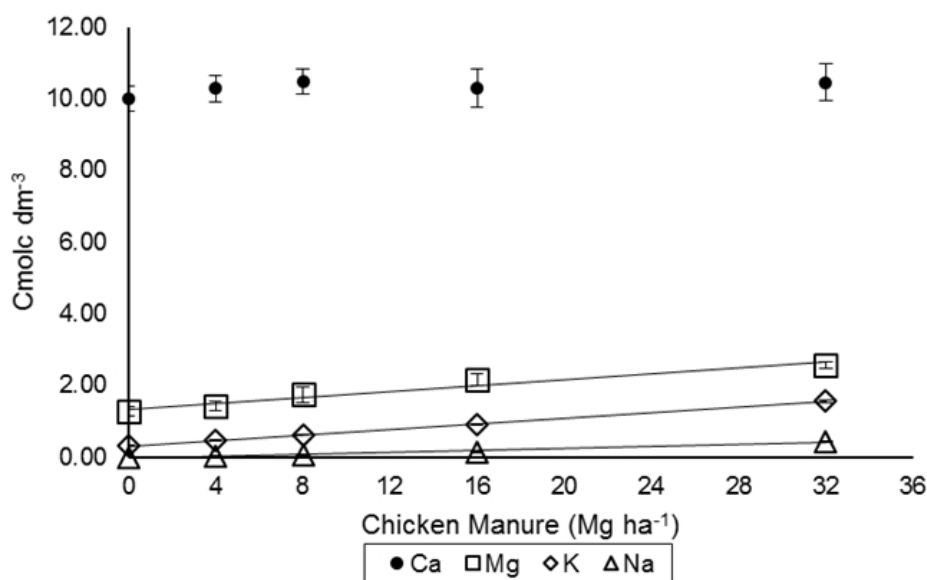


Fig. 1. Exchangeable cations in Red Latosol (RL) in function of chicken manure doses

No equation was adjusted for Calcium because of ANOVA's high P-value

Standard error bars are shown

ANOVA's and regression's parameters are shown in Table 3

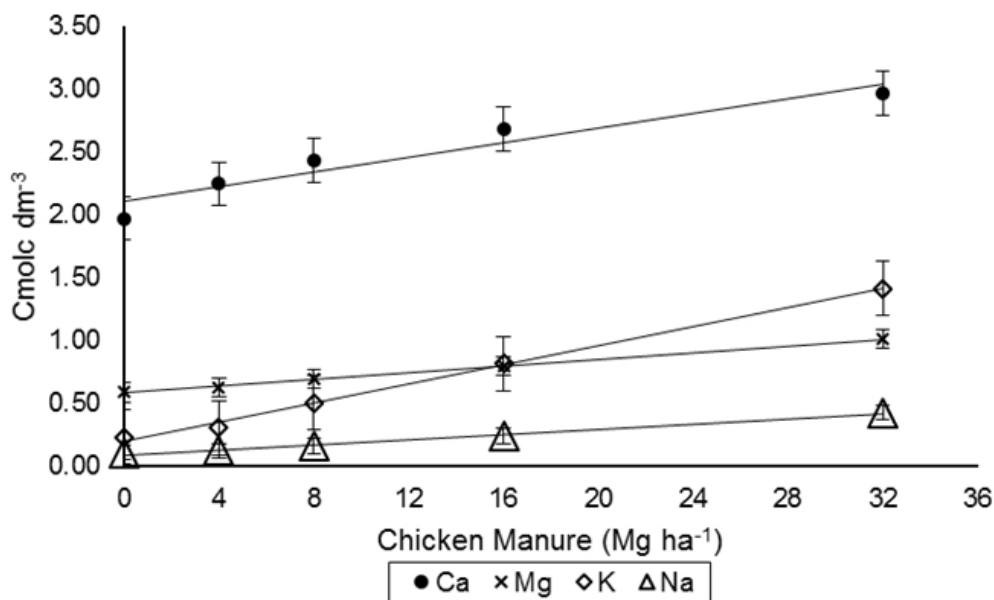


Fig. 2. Exchangeable cations in Red-Yellow Ultisol (RYU) in function of chicken manure doses

Standard error bars are shown, ANOVA's and regression's parameters are shown in Table 3

Table 3. P-values from ANOVA and regression (Regr.), r² and better-fit equations (Y =) for cations content due to chicken manure application in Red Latosol (RL) and Red-Yellow Ultisol (RYU)

	Red Latosol				Red-Yellow Ultisol			
	ANOVA P-value	Regr. P-value	r ²	Y =	ANOVA P-value	Regr. P-value	r ²	Y =
Ca _{ex}	.5859	-----	.3835	10.303 ^a	<.001	<.001	.9232	0.29169x+2.11018
Mg _{ex}	<.001	<.001	.9533	0.040906x+1.34213	<.001	<.001	.9989	0.01339x+0.58375
K _{ex}	<.001	<.001	.9989	0.038709x+0.31093	<.001	<.001	.9966	0.03793x+0.20003
Na _{ex}	<.001	.0103	.9752	0.013013x -0.02255	<.001	<.001	.9908	0.01024x+0.09015

^aConsidered as a constant because of ANOVA's high P-value, the value is an average of all doses of chicken manure

Table 4. Spearman's correlation coefficients and coefficients' significance (P-value) between clay dispersion degree and ESR, MCAR_{ex}, CROSS_{ex} and ΔpH for Red Latosol (RL) and Red-Yellow Ultisol (RYU)

Soil	Indices			ΔpH
	ESR	MCAR _{ex}	CROSS _{ex}	
RL	-0.135	-0.116	-0.121	-0.056
P-value	.400	.469	.449	.726
RYU	0.165	0.023	0.061	-0.001
P-value	.254	.874	.676	.995

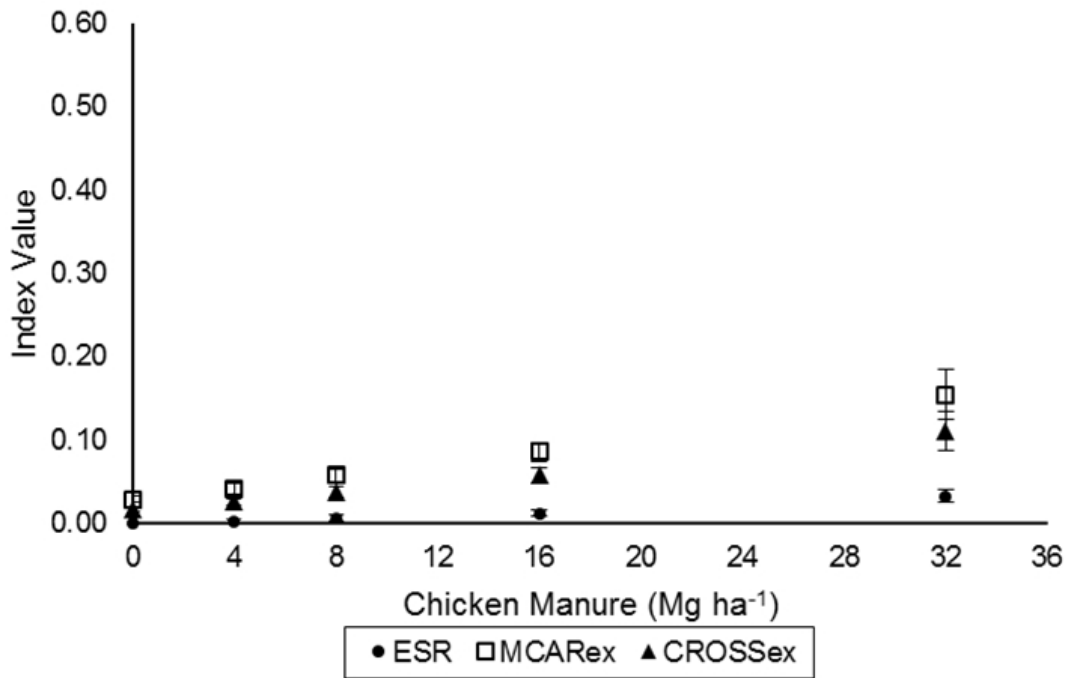


Fig. 3. ESR, MCAR_{ex} and CROSS_{ex} indices due to chicken manure dosages in Red Latosol (RL)
ANOVA and regressions were not calculated due to variance heterogeneity and to avoid indices transformation
Standard deviation bars are shown

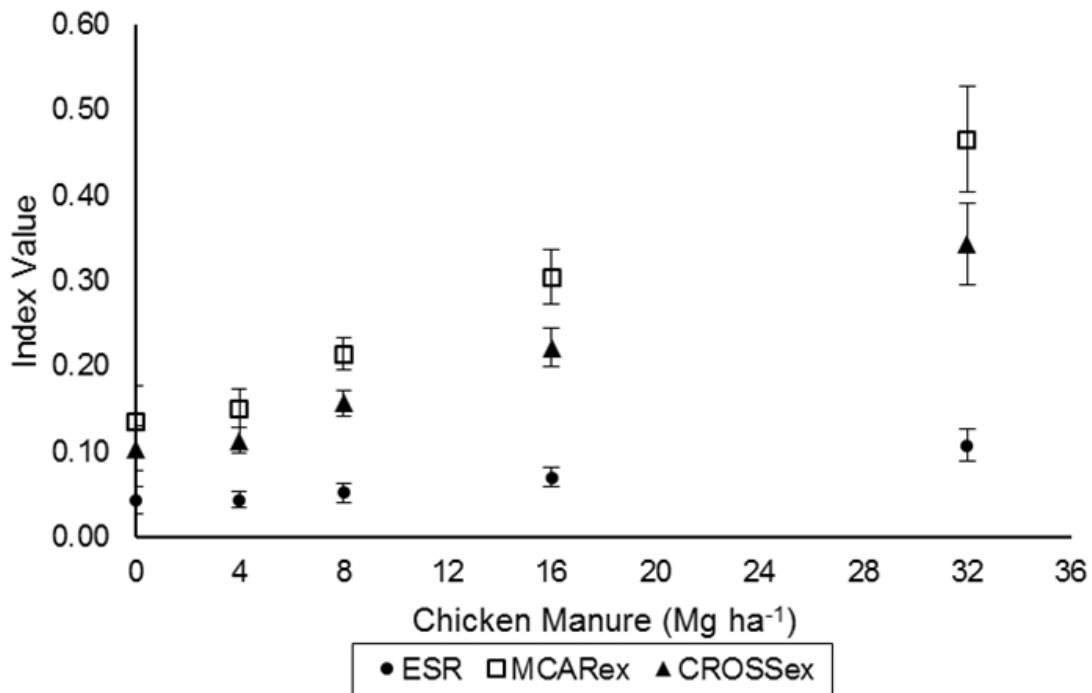


Fig. 4. ESR, MCAR_{ex} and CROSS_{ex} indices due chicken manure dosages in Red-Yellow Ultisol (RYU)
ANOVA and regressions were not calculated due variance heterogeneity and to avoid indices transformation,
Standard deviation bars are shown

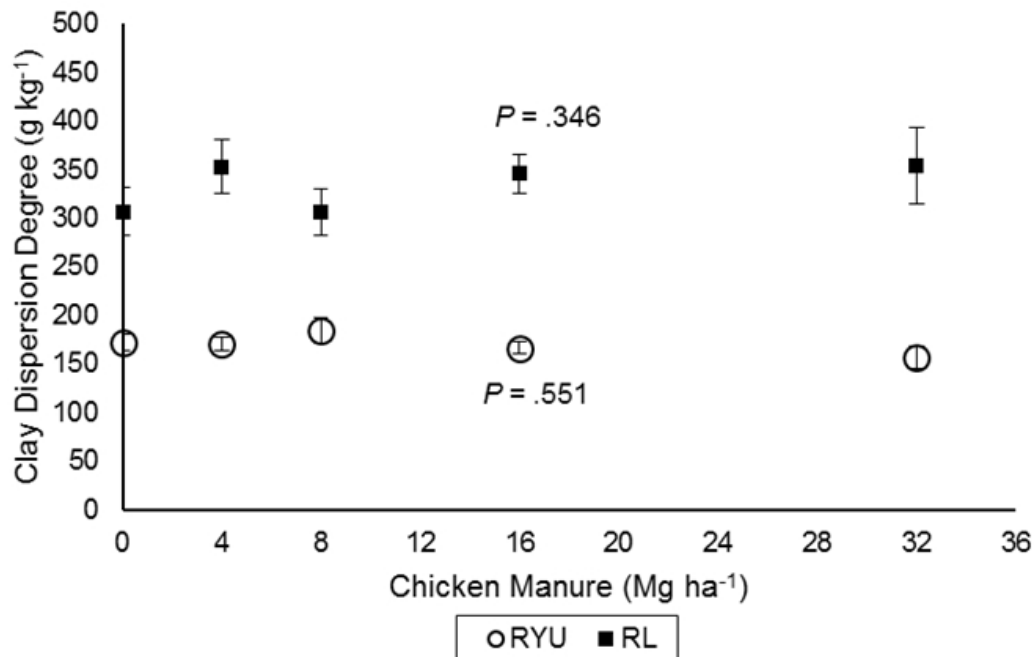


Fig. 5. Clay dispersion degree in Red Latosol (RL) and Red-Yellow Ultisol (RYU) according to chicken manure doses

No equation was adjusted for both soils because of ANOVA's high P-value, Standard error bars are shown

For RL, no change was found in ΔpH , which is related with particles' net charge (Fig. 6). Considering that for variable charge soils, the net charge depends on the distance between pH_{PZC} and pH_{Water} , the high buffering capacity of this soil can explain the lack of alterations in ΔpH . High buffering capacity originates from high clay and organic matter content (Table 1). pH_{Water} increased more sharply in RYU than in RL (Figs. 7 and 8) due to buffering capacity differences.

In RYU, the approximation between pH_{Water} and pH_{PZC} at higher doses (Fig. 8) is the reason for ΔpH changes. Considering net charge is the major factor controlling clay dispersion [14] and that in RYU it is approaching zero (Fig. 6), a reduction of clay dispersion degree was expected due to changes in electric double layers repulsion forces [43].

In a similar experiment with sewage sludge, [16] found a high relation between water dispersible clay content and ΔpH values in a very clayey soil ($r^2 = 0.94$) and a moderate relation with a medium texture soil were found ($r^2 = 0.64$). These soils were collected from the same cities of the ones used in this experiment.

In RYU, ΔpH changes probably did not reduce clay dispersion due to the high increment of

monovalent cations (Fig. 2). Changes in ΔpH , tending to flocculation, are being counterbalanced by K_{ex}^+ and Na_{ex}^+ increment, tending to dispersion and as result, clay dispersion degree is stable and no correlation was found between ΔpH and clay dispersion degree (Table 4).

Chicken manure changes pH_{Water} as the result of many processes [8]. High content of basic cations is the main cause of acidity reduction, but other reactions can influence pH changes, as shown in [9].

Organic matter can affect clay dispersion too. Organic polymers can bind and join particles or repulse them by "coating" [22]. In RL, organic matter content did not change (Fig. 9). Considering organic matter changed in RYU (Fig. 9), it can be affecting clay dispersion as well.

Hydrophobicity can occur in some organic matter compounds [44] and affect particles structural stability on weathered soils [45]. Unfortunately, as no organic matter specific characterization was done, the effect of a specific group of organic compounds in clay dispersion degree could not be evaluated.

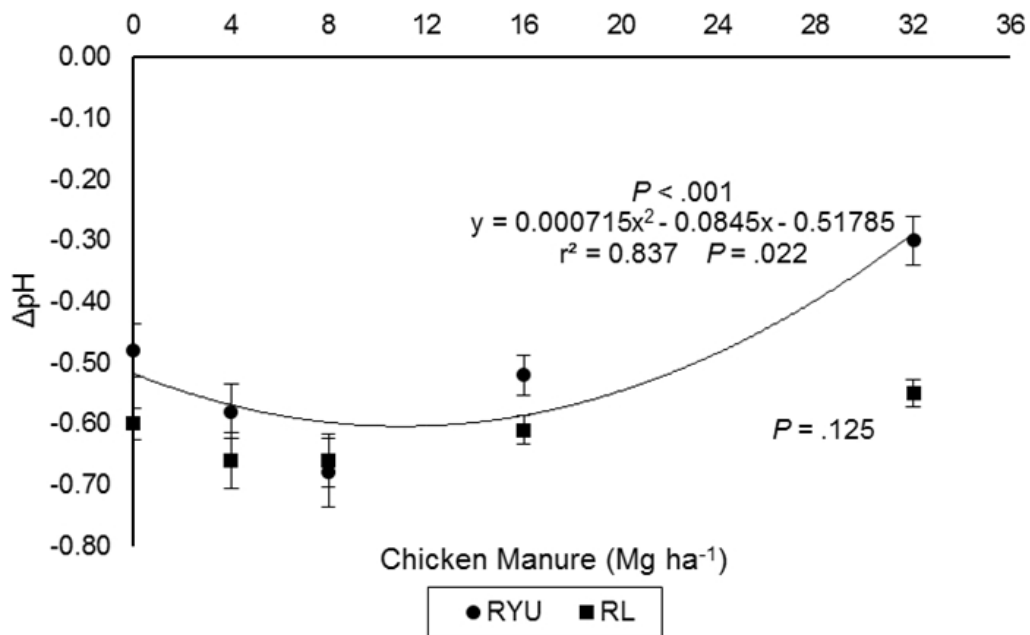


Fig. 6. ΔpH influenced by chicken manure doses in Red Latosol (RL) and Red-Yellow Ultisol (RYU)

For Red-Yellow Ultisol, the first P-value is from ANOVA and the second is from regression; No equation was adjusted for Red Latosol because of ANOVA's high P-value; Standard error bars are shown

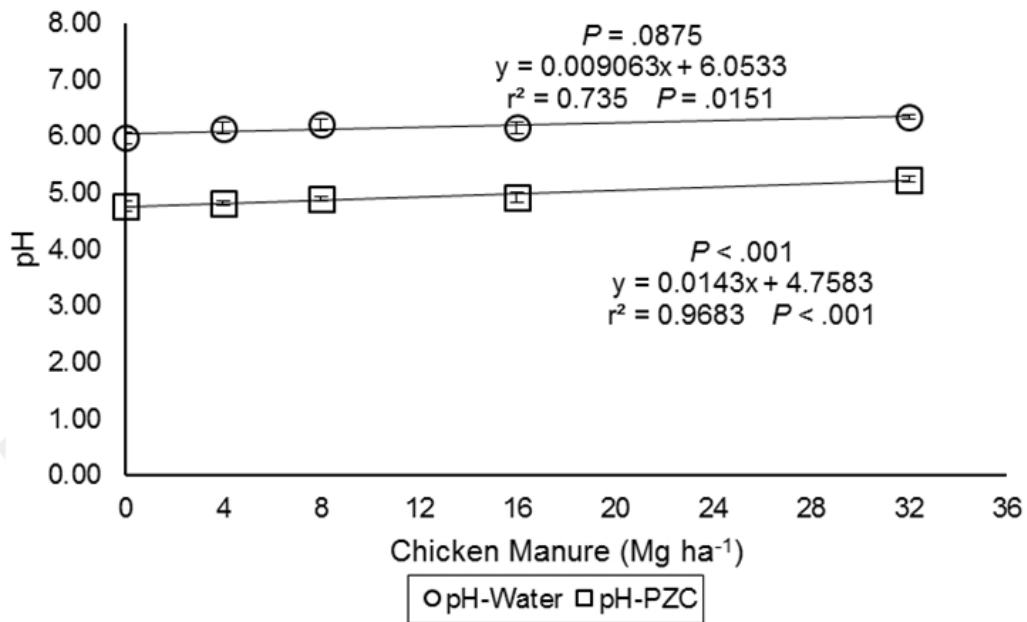


Fig. 7. Point of zero charge (pH_{PZC}) and pH_{Water} influenced by chicken manure doses in Red Latosol (RL)

The first P-value is from ANOVA and the second is from regression; Standard error bars are shown

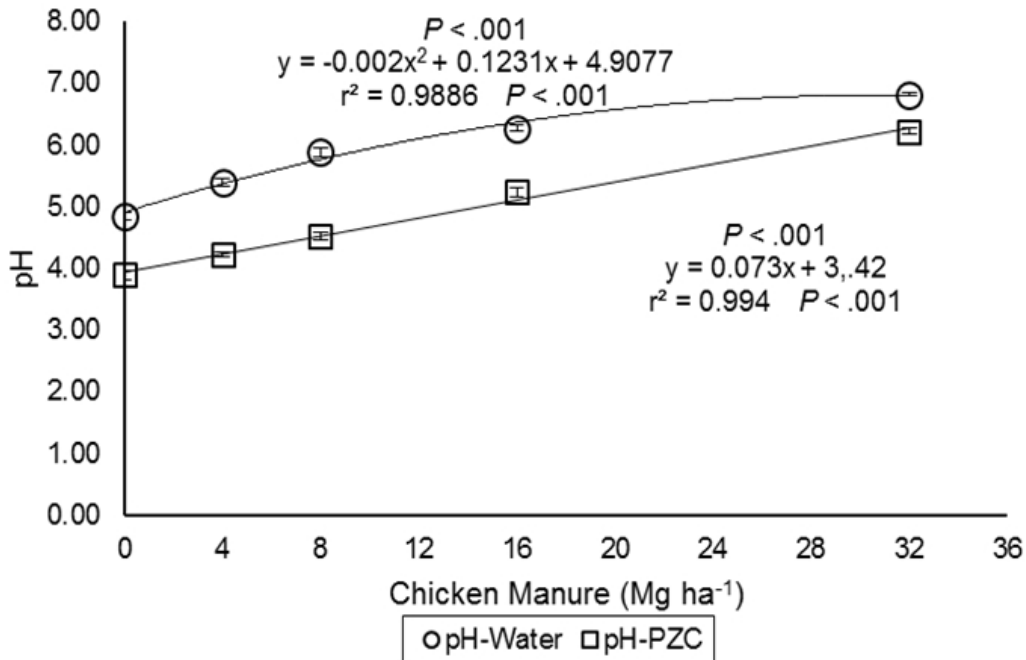


Fig. 8. Point of zero charge (pH_{PZC}) and pH_{Water} influenced by chicken manure doses in Red-Yellow Ultisol

The first P-value is from ANOVA and the second is from regression
Standard error bars are shown

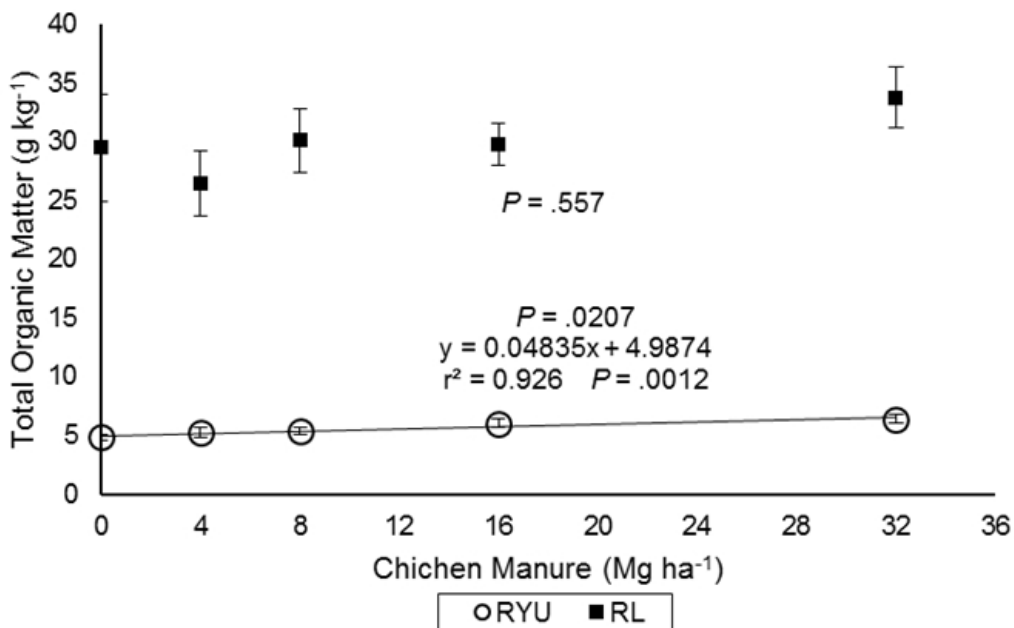


Fig. 9. Organic matter in Red Latosol (RL) and Red-Yellow Ultisol (RYU) according to chicken manure doses

For Red-Yellow Ultisol, the first P-value is from ANOVA and the second is from regression, No equation was adjusted for Red Latosol because of ANOVA's high P-value, Standard error bars are shown

In literature, chicken manure effects on physical attributes of Brazilian soils are divergent. Testing doses of chicken manure in an Oxisol under pasture, at field conditions, [6] found flocculation

effects after 60 and 210 days from application. The authors proposed that grass root growth, causing soil particles approximation and exudate liberation, was responsible for soil flocculation.

[46], after 3 years of chicken manure application in a Brazilian Red Latosol, using two doses: 4.750 and 5.312kg ha⁻¹, did not find statistical difference in water dispersible clay content when compared with the areas without chicken manure. According to [47], not composted chicken manure caused degradation in soil's physical attributes when compared with composted chicken manure and mineral fertilizers.

Fe and Al (hydr) oxides also affects soil particles' stability [20]. Amorphous Fe are more efficient than crystalline forms to flocculate soil particles [21]. Anyway, for the studied soils, organic matter, Fe and Al (hydr) oxides specific analyses are necessary for establishing high scope indices for water dispersible clay in Brazilian soils.

4. CONCLUSION

A greenhouse experiment was done to exclude plant factors, such as root growth and exudate liberations, to evaluate the applicability of ESR, MCAR_{ex} and CROSS_{ex} for two important soil classes of Paraná state. Increasing doses of chicken manure did not cause clay dispersion increment in the studied soils, as expected. The indices had small correlation with clay dispersion. This behavior implies that attributes related to soil net charge, organic matter, Fe and Al (hydr) oxides must be considered as well to increase the scope of indices to predict clay dispersion degree behavior.

More studies are needed with different soil classes to validate the results of this experiment and, if confirmed, new indices can be proposed and tested in greenhouse and field conditions. The use of high correlation indices can be useful to guide the use of organic and inorganic fertilizers, once farmers do not evaluate clay dispersion in their farms. This way, fertilizers management can focus on soil chemical and physical quality.

COMPETING INTERESTS

Authors have declared that no competing interests exist.

REFERENCES

1. Tavares LP, Ribeiro KCS. Development of the Brazilian Poultry Outlook Cut Front and

- Avian Influenza. Rural & Agribusiness organizations. 2007;9(1):79-88. Portuguese.
2. Belusso D. A Participação Coopetarivista dos Avicultores na Região Oeste Paranaense. RA'E GA. 2012;24:108-133. Portuguese.
3. UBABEF. Brazilian Poultry Association. Annual Report; 2013. Accessed 5 April 2014. Available:<http://www.ubabef.com.br/publicacoes>. Portuguese.
4. IBGE. Brazilian Institute of Geography and Statistics. Municipal Livestock Production; 2012. Accessed 5 April 2014. Available:ftp://ftp.ibge.gov.br/Producao_Pecuaria/Producao_da_Pecuaria_Municipal/2012/ppm2012.pdf. Portuguese.
5. Fukayama EH. Quantitative and qualitative characteristics of poultry litter under different reuse: effects on production of biogas and biofertilizers; 2008. Doctoral degree thesis. Portuguese.
6. Costa AM, Borges EN, Silva AA, Nolla A, Guimarães EC. Potential physical recovery of a haplustox under degraded pasture, influenced by application of poultry litter. CiênciaAgrotecnica. 2009;33:1991-1998. Portuguese.
7. Paradelo R, van Oort F, Chenu C. Water-dispersible clay in bare fallow soils after 80 years of continuous fertilizer addition. Geoderma. 2013;200-201:40-44.
8. Ortiz Escobar ME, Hue NV. Temporal changes of selected chemical properties in three manure – Amended soils of Hawaii. Bioresource Technology. 2008;99:8649-8654.
9. Materechera SA, Mkhabela TS. The effectiveness of lime, chicken manure and leaf litter ash in ameliorating acidity in a soil previously under black wattle (*Acacia mearnsii*) plantation. Bioresource Technology. 2002;85:9-16.
10. Rhoton FE, Emmerich WE, Nearing MA, McChesney DS, Ritchie JC. Sediment source identification in a semiarid watershed at soil mapping unit scales. Catena. 2011;87:172-181.
11. Mota JCA, Alves CVO, Freire AG, Assis Júnior RN. Uni and multivariate analyses of soil physical quality indicators of a Cambisol from Apodi Plateau – DE, Brazil. Soil & Tillage Research. 2014;140:66-73.
12. Zhang XC, Norton LD. Effect of exchangeable Mg on saturated hydraulic conductivity, disaggregation and clay

- dispersion of disturbed soils. *Journal of Hydrology*. 2002;260:194-205.
13. Wang P, Keller AA. Sorption and desorption of atrazine and diuron onto water dispersible soil primary size fractions. *Water Research*. 2009;43:1448-1456.
 14. Chorom M, Rengasamy P. Dispersion and zeta potential of pure clays as related to net particle charge under varying pH, electrolyte concentration and cation type. *European Journal of Soil Science*. 1995;46:657-665.
 15. Sá JCM, Cerri CC, Lal R, Dick WA, Piccolo MC, Feigl BE. Soil organic carbon and fertility interactions affected by a tillage chronosequence in a Brazilian Oxisol. *Soil & Tillage Research*. 2009;104:56-64.
 16. Tavares Filho J, Barbosa GMC, Ribon AA. Water-dispersible Clay in soils treated with sewage sludge. *Revista Brasileira de Ciência do Solo*. 2010;34:1527-1534.
 17. Carvalho JLN, Cerri CEP, Cerri CC, Feigl BJ, Píccolo MC, Godinho VP, Herpin U. Changes of chemical properties in naoxisol after clearing of native Cerrado vegetation for agricultural use in Vilhena, Rondonia State, Brazil; 2007.
 18. Durán-Álvarez JC, Prado B, Ferroud A, Juayerk N, Jiménez-Cisneros B. Sorption, desorption and displacement of ibuprofen, estrone and 17 β estradiol in wastewater irrigated and rainfed agricultural soils. *Science of the Total Environment*. 2014;473-474,189-198.
 19. Mahanta KK, Mishra GC, Kansal ML. Estimation of the electric double layer thickness in the presence of two types of ions in soil water. *Applied Soil Science*. 2014;87:212-218.
 20. Jozefaciuk G, Czachor H. Impact of organic matter, iron oxides, alumina, silica and drying on mechanical and water stability of artificial soil aggregates. Assessment of new method to study water stability. *Geoderma*. 2014;221-222:1-10.
 21. Duiker SW, Rhoton FE, Torrent J, Smeck NE, Lal R. Iron (hydr) oxide crystallinity effects on soil aggregation. *Soil Science Society of America Journal*. 2003;67:606-611.
 22. Lee BJ, Schlautman MA, Toorman E, Fettweis M. Competition between kaolinite flocculation and stabilization in divalent cation solutions dosed with anionic polyacrylamides. *Water Research*. 2012;46:5696-5706.
 23. Chao-Yin D, Fa-Hu L, Wu LS. Soil erosions as affected by polyacrylamide application under simulated furrow irrigation with saline water. *Pedosphere*. 2012;22(5):681-688.
 24. Mandal UK, Warrington DN, Bhardwaj AK, Bar-Tal A, Kautsky L, Minz D, Levy GJ. Evaluating impact of irrigation water quality on a calcareous clay soil using principal component analysis. *Geoderma*. 2008;144:189-197.
 25. Mahdy AM. Soil properties and wheat growth and nutrients as affected by compost amendment under saline water irrigation. *Pedosphere*. 2011;21(6):773-781.
 26. Domínguez J, Negrín MA, Rodríguez CM. Evaluating soil sodium indices of volcanic nature conductive or suppressive to Fusarium wilt of banana. *Soil Biology & Biochemistry*. 2003;35:565-575.
 27. Arienzo M, Christen EW, Jayawardane NS, Quayle WC. The relative effects of sodium and potassium on soil hydraulic conductivity and implications for winery wastewater management. *Geoderma*. 2012;173-174:303-310.
 28. Rahimi H, Pazira E, Tajik F. Effect of soil organic matter, electrical conductivity and sodium adsorption ratio on tensile strength of aggregates. *Soil & Tillage Research*. 2000;54:145-153.
 29. Smiles DE, Smith CJ. A survey of the cation piggery effluents and come consequences of their use to irrigate soil. *Australian Journal of Soil Research*. 2004;42(2):231-246.
 30. Marchuk AG, Rengasamy P. Cation ratio of soil structural stability (CROSS). 19th World Congress of Soil Science: Soil Solutions for a Changing World. Proceedings; 2010.
 31. Evangelou VP, Coale FJ. Dependence of the Gapon coefficient on exchangeable sodium from mineralogically different soils. *Soil Science Society of America Journal*. 1987;51:68-72.
 32. Pavan MA, Bloch MF, Zempulski HC, Miyazawa M, Zocoler DC. Manual de análise química de solo e controle de qualidade. Londrina: IAPAR; 1992. Portuguese.
 33. Claessem MEC, organizer. Manual methods and soil analysis, 2nd ed. Rio de Janeiro: EMBRAPA-CNPq; 1997. Portuguese.

34. Alves BJR, Baêta AM, Alves JV. Embrapa Agrobiology protocol for analysis of nitrogen in organic fertilizers, soil and tissue. Seropédica: Embrapa Agrobiology; 1999. Portuguese.
35. Keng JCW, Uehara G. Chemistry, mineralogy and taxonomy of Oxisols and Ultisols. Proceedings of Soil and Crop Science Society of Florida. 1974;33:119-126.
36. Barral MT, Arias M, Guérif J. Effects of iron and organic matter on the porosity and structural stability of soil aggregates. Soil & Tillage Research. 1998;46:261-272.
37. Tavares Filho J. Physics and conservation of soil and water. Londrina: Eduel. 2013;256. Portuguese.
38. Shapiro SS, Wilk MB. Na analysis of variance test for normality (complete sample). Biometrika. 1965;52:591-611.
39. Hartley HO. The use of range in analysis of variance. Biometrika. 1950;37:271-280.
40. Ferreira DF. SISVAR: A computer statistical analysis system. Ciênc. Agrotec. 2011;6:1039-1042.
41. Mahanta KK, Mishra GC, Kansal ML. Estimation of electric double layer thickness from linearized and nonlinear solutions of Poisson-Boltzman equation for single type of ions. Applied Clay Science. 2012;59-60:1-7.
42. Lim J, Kretser RG, Scales PJ. Investigating the influence of total electrolyte concentration and sodium-calcium ion competition on controlled dispersion of swelling clays. International Journal of Mineral Processing. 2009;93:95-102.
43. Huang H, Ruckenstein E. Repulsive force between two microparticles decorated with highly charged nanoparticles. Colloids and Surfaces A: Physicochem. Eng. Aspects. 2013;436:862-867.
44. Chenu C, Bissonnays Y, Arrouays D. Organic matter influence on clay wettability and soil aggregate stability. Soil Science Society of America Journal. 2000;64:1479-1486.
45. Bastos RS, Mendonça ES, Alvarez VH, Corrêa MM. Formation and stabilization of soil aggregates resulting from the addition of organic compounds with different hydrophobic characteristics. Brazilian Journal of Soil Science. 2005;29:11-20. Portuguese.
46. Andreola F, Costa LM, Olszewski N. Influence of winter cover crop and organic fertilization and or mineral on the physical properties of an Ultisol. Brazilian Journal of Soil Science. 2000;2:857-865. Portuguese.
47. Valadão FCA, Maas KDB, Weber OLS, Valadão Júnior DD, Silva TJ. Variation in soil properties in management systems with the addition of chicken litter. Brazilian Journal of Soil Science. 2011;35:2073-2082. Portuguese.

© 2015 Melo et al.; This is an Open Access article distributed under the terms of the Creative Commons Attribution License (<http://creativecommons.org/licenses/by/4.0>), which permits unrestricted use, distribution, and reproduction in any medium, provided the original work is properly cited.

Peer-review history:

The peer review history for this paper can be accessed here:
<http://www.sciencedomain.org/review-history.php?iid=776&id=24&aid=6808>